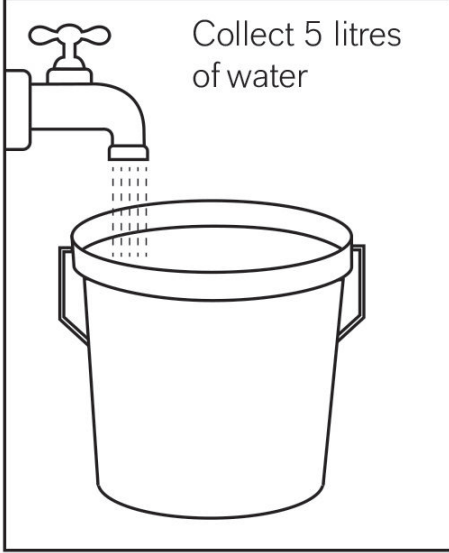


## How to make a Virkon™ LSP disinfectant boot dip - preparing the solution

### STEP 1

Collect 5 litres of water



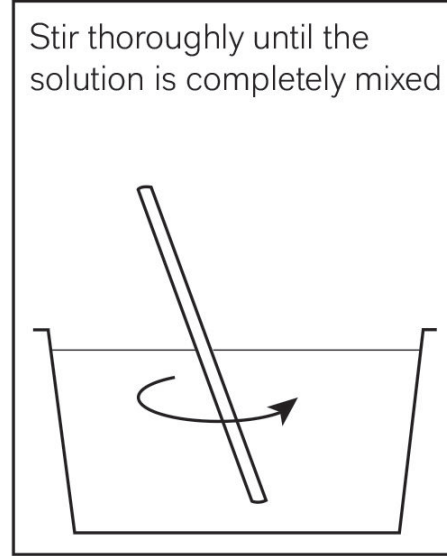
### STEP 2

Fill suitable container with the water and Virkon™ LSP



### STEP 3

Stir thoroughly until the solution is completely mixed



### STEP 4

Provide 2 brushes to dry and wet clean



## How to use a Virkon™ LSP disinfectant boot dip


### STEP 1

Remove organic matter from boots and soles



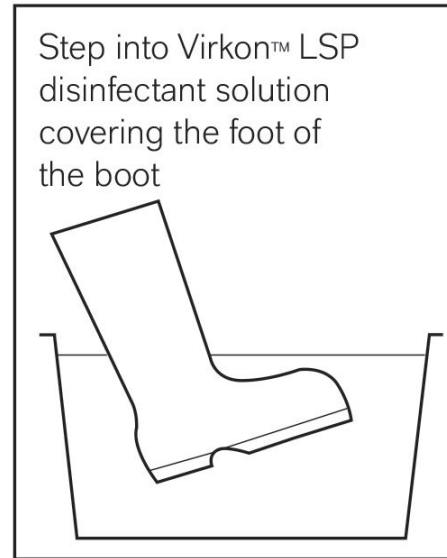
### STEP 2

Using the other brush, clean boot with water, paying particular attention to the soles



### STEP 3

Step into Virkon™ LSP disinfectant solution covering the foot of the boot



### STEP 4

Refresh boot dip every 7 days, or more frequently when heavily soiled

